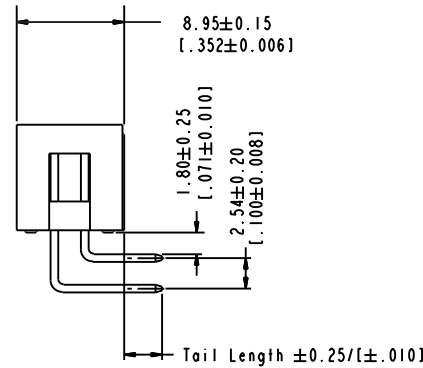
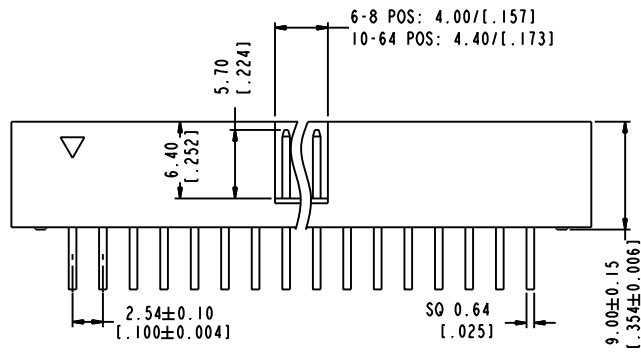
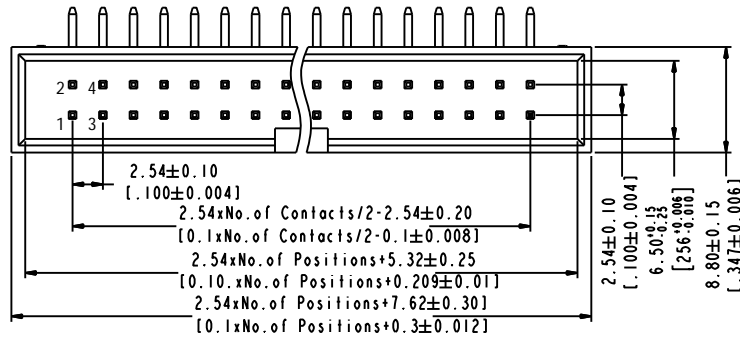



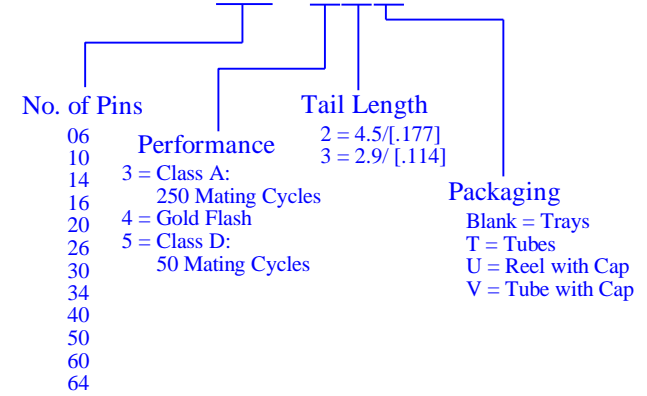
NOTES:

- 1) CURRENT RATING: 3.0A
- 2) CONTACT RESISTANCE: 20 mΩ MAX.
- 3) INSULATION RESISTANCE: 1000MΩ MIN.
- 4) WITHSTANDING VOLTAGE: 1000V.
- 5) OPERATING TEMPERATURE: -40°C TO 105°C.
- 6) HOUSING MATERIAL: PBT OR PA9T 30%GF UL 94V-0; GRAY
- 7) PIN MATERIAL: BRASS ALLOY.
- 8) ALL DIMENSIONS ARE MM/[IN.]

Recommended P.C.B Layout(Top Side)
(PCB BOARD TOLERANCE±0.05/[.002])



P/N LEGEND
057-0XX-0XXX



| | | | | | | | | | | |
|-----|-------------|----------|--------|----------------|--------------------------------|-----|--------|-------|--|---|
| | | | | PRINT DIST. | PROD. REL. | DWS | 7/8/14 | CHK'D | TOLERANCES UNLESS OTHERWISE SPECIFIED | 350 REVOLUTIONARY DR. E. TAUNTON, MA 02718 |
| | | | | DIV # | QUOTE REL. | | | | DECIMALS ±.010 | |
| | | | | GMBH X | DRAWN BY | DWS | 7/8/14 | APP. | METRIC ±0.25mm | PART NAME LAT-CON 057 SERIES RIGHT ANGLE LOW PROFILE HEADER |
| | | | | A/L | SUPERSEDES DWG. DATED: 1/31/14 | | | | ANGLES ±1° | |
| | | | | S3 | SCALE 2/1 DO NOT SCALE PRINT | | | | 3RD ANGLE PROJECTION | CAD#: KA-10360-REV11 P/N: KA-10360 |
| II | S000367 | | 7/8/14 | MIE | MATERIAL: SEE NOTES | | | | DWG SIZE: A | |
| REV | DESCRIPTION | DATE DR. | | CON X | FINISH: SEE P/N LEGEND | | | | | REV |